



FOR LEASE

Warehouse / Medical / Lab / Office

Available for immediate occupancy in Canal Ponds Business Park. Tenants will benefit from a network of walkways and bike paths within the business park, meandering through 30 acres of wetlands, 20 acres of ponds, and 12 acres of woodlands.

Address

115 Canal Landing Blvd
Rochester, NY 14626

General Information



Building Size: 60,143 SF
Space Available: 9,000 - 46,700 SF (expansion opportunities)
Lot Size: 6.90 AC
Zoning: IG General Industrial

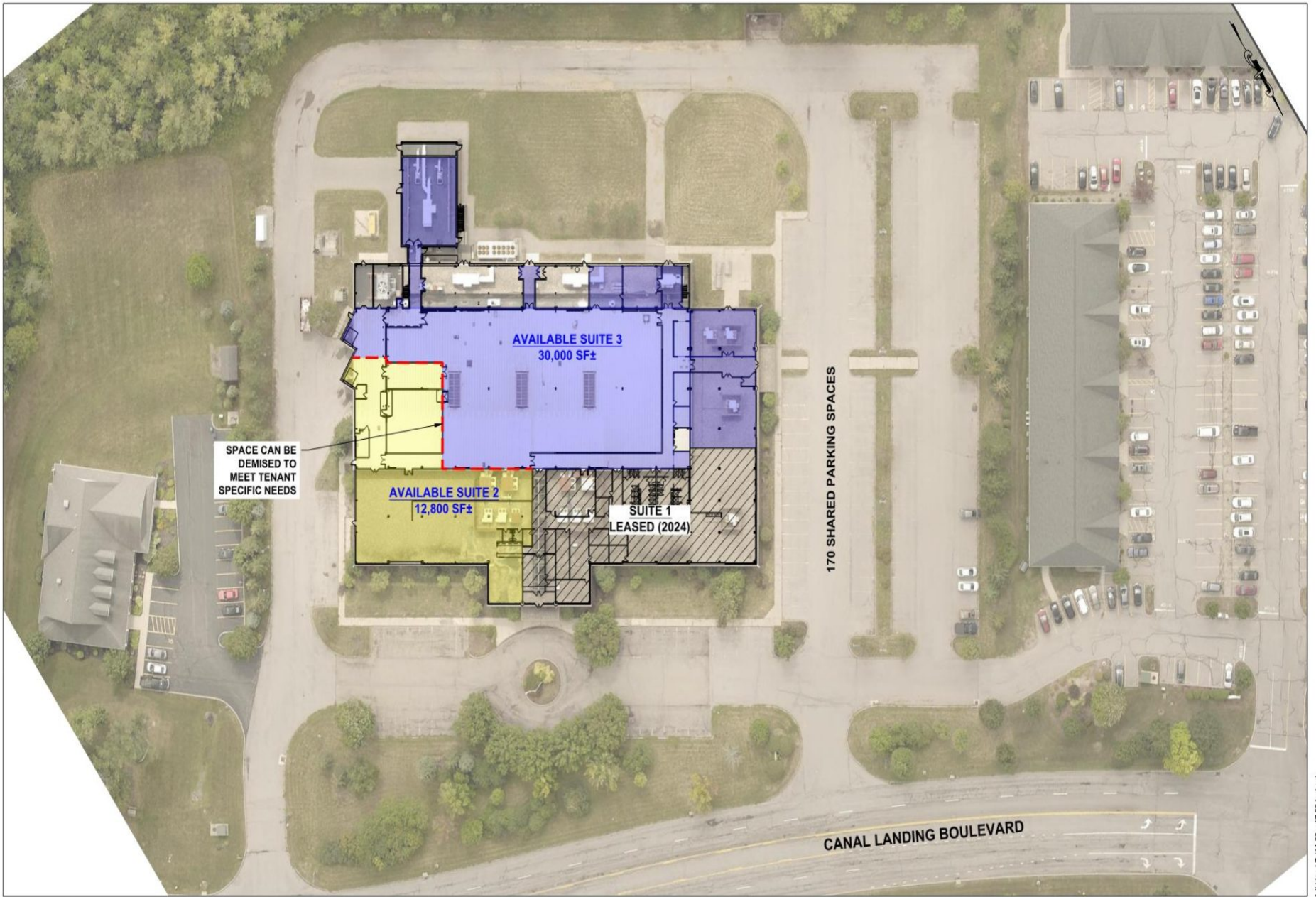
Property Highlights

- Easy access to I-390
- Parking for 170 vehicles
- 4,000 amp service
- Built in 1996 with 2014 renovations
- Two loading docks with ability to add more
- At-grade loading bay with ability to add more
- Will demise
- Private entrances
- Natural amenities nearby

CONTACT:

Chris Schaeffer
(585) 353-3690
cschaeffer@donohomgmt.com





LECHASE
Real Estate Development

SPACE REMAINING
115 CANAL LANDING | ROCHESTER, NY 14626

